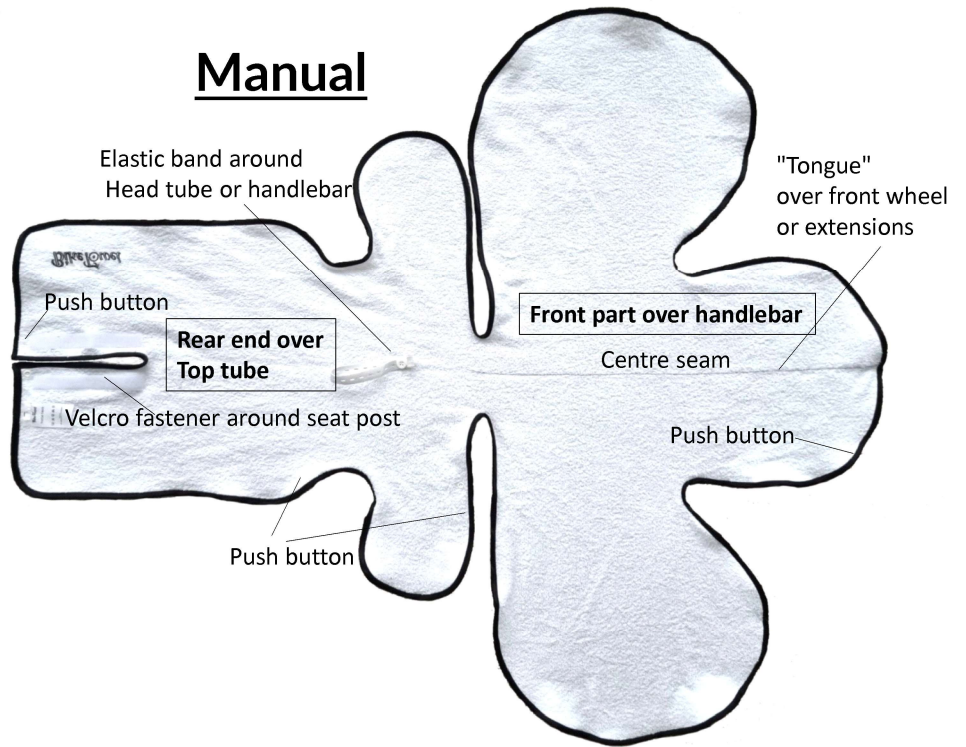



Manual


Bike Towel view from underside.



Place the Bike Towel over the handlebar with the underside facing up. The button with elastic next to the stem.



Attach the elastic around the handlebars or stem or head tube (around the handlebars in the picture).




Fold the towel over so that the top side comes up.

Adjust the Bike Towel around the seat post to the desired tension.



Close the press studs below the top tube and in front of the head tube.




Place the front part over your handlebars to fit. The forward protruding "tongue" can be fixed around the rim with a push button on road bikes. On triathlon / time trial bikes, the tongue is placed over the extensions. In the picture, the tongue protects the front wheel.




If you use a fan that blows from below at an angle, the tongue may obstruct the airflow. Then simply fold the tongue back and the cooling capacity is restored.





The STI s can be covered by the Bike Towel and you shift with the towel over the STI s (works mechanically as well as electronically) OR you leave the STI s free.



Also suitable for use with mobile phone on stem.

- The terry fabric meets the requirements for textiles suitable for babies and toddlers. The heaviness of the fabric (340 g / m²) is the best mix of absorbency and grip. Washing recommendation: 86° F – 104° F.
- It was developed entirely in Germany and is also handmade here on site. It is made in Germany.
- The Bike Towel has been tested on both mechanical and electronic gears and on different frame and handlebar sizes as well as on different types of bikes (road bike, tri, indoor bike).
- The Bike Towel will protect your bike from wear and tear, but is itself a wear item. The Towel will wear down in the grip area, just like a handlebar tape.

We believe in this product and have developed and tested it with great care. We also want to offer you the best possible quality at a fair price. We are happy to receive your suggestions for improvement and would be very pleased to hear your opinion about the Bike Towel. We are sure that we have found a simple but helpful solution to protect our beloved racers from sweat in the best possible way during home training.

Yours

Paul and Enno